



















































Appendix B: Child Friendly Community Assessment Results

East Harlem Community Participants














































The results in this appendix reflect the viewpoints of 95 community residents who rated the current conditions (2010-2011) of children's rights in East Harlem. While the results of this child rights assessment are not representative of the entire community, they can be used in conjunction with other data collected by the city and community based organizations to inform programs and services for children in East Harlem. More importantly, the results can be used to foster community participation and planning to improve priorities for children's rights identified in the CFC assessment.

School Grade	Age Group	Total
3rd	8-9	26
4th-5th	10-11	25
6th-7th	11-12	4
8 th	13	5
9th-12th	14-18	10
Community Service Providers	Adults	25
TOTAL		95















































0.0 to 0.6 = Poor 0.7-1.3 = Fair 1.4-2.0 = Good Did Not Ask

Play & Leisure		3 rd Grade	4 th -5 th Grade	6 th -7 th Grade	8 th Grade	10 th -12 th Grade	Community Service Providers	Overall Community Ratings
	1. Children have a safe place to play right outside their home						0.8 	0.8 
	2. In the community children have places for play, games, or sports	1.8 	1.8 	1.8 	2.0 	1.2 	1.3 	1.7 
	3. Children have time to play, rest and enjoy themselves	1.4 	1.1 	1.3 	1.2 	1.8 	1.1 	1.3 
	4. The places for play in the community are also designed to be used by children with physical disabilities	1.0 	1.0 	0.8 	0.4 	2.0 	0.8 	1.0 
	5. There are places in the community where children can be in contact with nature	1.6 	1.5 	1.5 	1.6 	1.4 	0.9 	1.4 
	6. Children participate in, or observe, festivals and events of cultures and religions different from their own	1.9 	1.1 	0.0 	1.2 	0.9 	1.0 	1.0 
	7. Children participate in programs, groups or activities outside of school	1.9 	1.6 	1.8 	1.6 	1.7 	1.5 	1.7 









































0.0 to 0.6 = Poor 0.7-1.3 = Fair 1.4-2.0 = Good  Did Not Ask

Participation & Citizenship		3 rd Grade	4 th -5 th Grade	6 th - 7 th Grade	8 th Grade	10 th -12 th Grade	Community Service Providers	Overall Community Ratings
	1. Children and parents help with projects to change their community	1.4 	1.3 	0.3 	0.0 	0.8 	0.7 	0.8 
	2. Children and parents are involved in planning or decisions for the community	1.1 	1.2 	0.0 	0.3 	0.5 	0.5 	0.6 
	3. The government asks children and parents their opinions about their lives or their community* <i>*City council, mayor, etc.</i>	0.6 	0.8 	0.0 	0.0 	0.3 	0.5 	0.4 
	4. Children and parents have heard about children's rights on public television or radio	0.0 	0.0 	0.0 	0.0 	0.0 	0.0 	0.0 
	5. Children have access to the Internet and feel connected to what happens beyond the community	1.2 	0.9 	1.0 	1.7 	0.7 	1.1 	1.1 
	6. Children and parents give their opinion about the budget for programs and services for children				0.0 	0.3 	0.4 	0.2 







































0.0 to 0.6 = Poor 0.7-1.3 = Fair 1.4-2.0 = Good  Did Not Ask

Safety & Protection		3 rd Grade	4 th -5 th Grade	6 th -7 th Grade	8 th Grade	10 th -12 th Grade	Community Service Providers	Overall Community Ratings
	1. Children feel safe using buses or other public vehicles	1.3 	1.1 	1.5 	1.5 	1.2 	1.2 	1.3 
	2. It is safe for children to walk and cycle in their community	1.4 	1.0 	2.0 	0.8 	1.3 	0.7 	1.2 
	3. When in danger, children and their parents know where to report it and get help	1.8 	1.8 	2.0 	1.4 	0.7 	1.1 	1.5 
	4. Children feel safe from being bullied by other children	0.7 	0.6 	0.0 	1.5 	1.9 	0.6 	0.9 
	5. Children are free from drugs in the community			1.8 	1.7 	1.5 	0.2 	1.3 
	6. Children are protected from gangs/armed groups* <i>*could be related to armed conflict</i>	1.3 	0.7 	1.5 	1.2 	1.6 	0.3 	1.1 





























0.0 to 0.6 = Poor 0.7-1.3 = Fair 1.4-2.0 = Good  Did Not Ask

Safety & Protection		3 rd Grade	4 th -5 th Grade	6 th -7 th Grade	8 th Grade	10 th -12 th Grade	Community Service Providers	Overall Community Ratings
	7. Children feel protected from a stranger taking them away	0.4 	0.6 	1.8 	1.2 	1.5 	0.9 	1.1 
	8. Children feel safe from violence and abuse* <i>*Abuse could be verbal, physical or sexual</i>	0.7 	0.5 	2.0 	1.4 	1.8 	0.7 	1.2 
	9. There are adults outside of the family with whom children can talk to freely about abuse or violence to get help	1.8 	1.4 	1.8 	1.6 	1.6 	1.1 	1.6 
	10. In our community children are respected regardless of their color, religion, nationality, culture or disabilities	1.3 	1.5 	2.0 	1.2 	1.3 	0.8 	1.4 
	11. Children who are separated from their families have options for alternative care in family-like settings						0.9 	0.9 
	12. Children who get in trouble with the law have access to a separate justice system from adults				1.0 	1.2 	1.1 	1.1 

































0.0 to 0.6 = Poor 0.7-1.3 = Fair 1.4-2.0 = Good  Did Not Ask

Safety & Protection		3 rd Grade	4 th -5 th Grade	6 th -7 th Grade	8 th Grade	10 th -12 th Grade	Community Service Providers	Overall Community Ratings
	13. If there is a hazard in the community, children know what to do	1.1 	0.9 	1.0 	1.6 	1.7 	0.6 	1.2 
	14. The work children do allows them to go to school	1.6 	1.4 	1.0 	1.8 	1.6 	1.1 	1.4 
	15. The work children do is free of health and safety risks	1.2 	1.4 	1.3 	1.6 	1.6 	1.3 	1.4 
	16. Children know about the risks of using the Internet	1.7 	1.9 	2.0 	2.0 	1.8 	1.0 	1.7 
	17. There are places offering alternative education in the area for children who are unable to attend school* <i>*Item only applies to children not in school</i>						1.4 	1.4 
	18. Children not living at home know where to go to get some food, take a shower, and sleep* <i>*Item only applies to children not living at home</i>						0.9 	0.9 















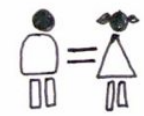































0.0 to 0.6 = Poor 0.7-1.3 = Fair 1.4-2.0 = Good  Did Not Ask

Health & Social Services		3 rd Grade	4 th -5 th Grade	6 th -7 th Grade	8 th Grade	10 th -12 th Grade	Community Service Providers	Overall Community Ratings
	1. There is a place where parents can get advice about their children's health and development						1.6 	1.6 
	2. There is a place in the community where parents and children can go for health check-ups and when sick	1.7 	1.9 	2.0 	1.8 	1.7 	1.6 	1.8 
	3. Parents and children know of mental health care services (such as counseling) for children				2.0 	1.5 	1.0 	1.5 
	4. There are emergency care facilities that parents can easily go to and use when their children get hurt or fall very ill						1.6 	1.6 
	5. Children are registered at birth						1.7 	1.7 
	6. There is a place or person where children can be taken care of if parents need it						1.3 	1.3 
	7. Children receive all of the immunizations they need						1.5 	1.5 






















































0.0 to 0.6 = Poor 0.7-1.3 = Fair 1.4-2.0 = Good Did Not Ask

Health & Social Services		3 rd Grade	4 th -5 th Grade	6 th -7 th Grade	8 th Grade	10 th -12 th Grade	Community Service Providers	Overall Community Ratings
	8. There are places where families can get food when needed if they do not have it and are hungry						1.5 	1.5 
	9. If needed, children can get support and orientation from professionals about HIV/AIDS and safe sex				1.6 	1.6 	1.7 	1.6 
	10. There are public toilets which children can use safely and easily	1.5 	0.5 	1.0 	0.2 	0.1 	0.6 	0.7 
	11. The community is free of garbage and dirty water	0.3 	0.8 	0.5 	1.0 	0.6 	0.7 	0.7 
	12. The air in the community is clean, smoke-free and stench free	0.3 	0.5 	0.5 	0.8 	0.1 	0.4 	0.4 

















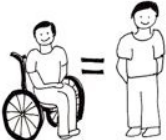





































0.0 to 0.6 = Poor 0.7-1.3 = Fair 1.4-2.0 = Good Did Not Ask

Educational Resources		3 rd Grade	4 th -5 th Grade	6 th -7 th Grade	8 th Grade	10 th -12 th Grade	Community Service Providers	Overall Community Ratings
	1. Children go to school	1.9 	1.7 	2.0 	1.6 	1.7 	1.5 	1.7 
	2. Parents have access to affordable schools in places close to their home						1.4 	1.4 
	3. The school schedule is convenient to families						1.3 	1.3 
	4. Boys and girls are treated the same way in school	1.0 	1.2 	1.8 	0.8 	0.4 	1.0 	1.0 
	5. Children have affordable books, paper, pencils and other school supplies	1.8 	1.6 	2.0 	2.0 	1.6 	1.2 	1.7 
	6. Children receive enough attention from their teacher when they need it	1.6 	0.9 	1.3 	1.2 	1.2 	1.0 	1.2 
	7. In school children learn about being healthy	1.5 	1.7 	2.0 	1.4 	1.1 	1.0 	1.5 














0.0 to 0.6 = Poor 0.7-1.3 = Fair 1.4-2.0 = Good Did Not Ask

Educational Resources		3 rd Grade	4 th -5 th Grade	6 th -7 th Grade	8 th Grade	10 th -12 th Grade	Community Service Providers	Overall Community Ratings
	8. In school children learn how to protect the environment	1.3 	1.1 	1.5 	1.2 	0.7 	1.0 	1.1 
	9. In school children are taught about their rights and the <i>Convention on the Rights of the Child</i>	0.0 	0.0 	0.0 	0.0 	0.0 	0.4 	0.1 
	10. In school children are taught about safe sex				1.3 	1.8 	0.9 	1.3 
	11. The ideas of children are listened to by teachers in school	1.4 	1.1 	1.3 	0.8 	1.2 	0.7 	1.1 
	12. There is free time in school for children to play games and sports, rest, and spend time with friends	1.4 	1.7 	2.0 	1.6 	1.5 	1.2 	1.6 
	13. Children have enough good water in school for drinking and for washing	1.7 	1.6 	1.3 	0.8 	0.6 	1.3 	1.2 
	14. The toilets in school are clean and the children can use them easily and safely	0.7 	0.4 	1.3 	0.8 	0.1 	1.0 	0.7 





































0.0 to 0.6 = Poor 0.7-1.3 = Fair 1.4-2.0 = Good  Did Not Ask

Educational Resources		3 rd Grade	4 th -5 th Grade	6 th -7 th Grade	8 th Grade	10 th -12 th Grade	Community Service Providers	Overall Community Ratings
	15. In school there are adults with whom children can feel safe talking to about their problems and feelings	1.8 	0.9 	2.0 	1.4 	1.1 	1.1 	1.4 
	16. In school all children are respected regardless of their color, religion, nationality or culture	1.1 	1.1 	1.5 	1.0 	0.8 	1.1 	1.1 
	17. In school children with disabilities are respected and given equal treatment	1.5 	1.4 	1.3 	0.8 	0.3 	1.2 	1.1 
	18. Children use a school or community library	1.6 	1.4 	2.0 	2.0 	1.3 	1.1 	1.6 
	19. At school, children are disciplined without being physically hurt	0.8 	1.1 	2.0 			1.7 	1.4 
	20. Children and parents have opportunities to give their opinion regarding school decisions	1.0 	0.2 	1.3 	1.2 	1.9 	1.1 	1.1 
	21. Children feel safe from bullying in school	0.8 	0.8 	1.0 	0.8 	1.0 	0.7 	0.9 















0.0 to 0.6 = Poor 0.7-1.3 = Fair 1.4-2.0 = Good  Did Not Ask

Educational Resources		3 rd Grade	4 th -5 th Grade	6 th -7 th Grade	8 th Grade	10 th -12 th Grade	Community Service Providers	Overall Community Ratings
	22. In the school or community there are programs that provide relevant training for children's future work				1.0 	1.0 	1.3 	1.1 
	23. Schools are accessible to children with disabilities	1.4 	0.5 	1.5 	1.2 	1.0 	1.2 	1.1 

0.0 to 0.6 = Poor 0.7-1.3 = Fair 1.4-2.0 = Good  Did Not Ask

Home Environment		3 rd Grade	4 th -5 th Grade	6 th -7 th Grade	8 th Grade	10 th -12 th Grade	Community Service Providers	Overall Community Ratings
	1. Children have enough safe water to drink at home	1.8 	1.9 	1.8 	1.9 	1.7 	1.5 	1.8 
	2. Children have a clean toilet they can use at home or nearby	1.9 	1.8 	2.0 	2.0 	1.6 	1.5 	1.8 
	3. There is enough water for washing at home	1.9 	1.9 	1.8 	1.6 	1.7 	1.6 	1.8 
	4. The air in homes is healthy for children and it is free from smoke and pollution			2.0 	1.8 	2.0 	1.1 	1.7 
	5. Houses have electric light						1.6 	1.6 
	6. Houses provide adequate shelter for all weather conditions						1.6 	1.6 

0.0 to 0.6 = Poor 0.7-1.3 = Fair 1.4-2.0 = Good Did Not Ask

Home Environment		3 rd Grade	4 th -5 th Grade	6 th -7 th Grade	8 th Grade	10 th -12 th Grade	Community Service Providers	Overall Community Ratings
	7. Families have homes they can afford and which cannot be easily taken away						1.0 	1.0 
	8. Homes have enough space for children						1.0 	1.0 
	9. Children feel safe at home	1.9 	1.9 	1.8 	2.0 	2.0 	1.4 	1.8 

0.0 to 0.6 = Poor 0.7-1.3 = Fair 1.4-2.0 = Good Did Not Ask